

Features

Remote battery cabinet with charger for use with Simplex® model 4100ES, 4100U, and 4010ES addressable fire alarm control panels:

- For mounting and charging of sealed lead-acid batteries up to 110 Ah (batteries are ordered separately)
- Enclosure is a surface mounted red cabinet that mounts close-nipped to the control panel cabinet, (within 20 ft [6 m] and connected with conduit)
- Models are available for operation at 120 VAC or 220/230/240 VAC

Battery charger details:

- Charger provides dual rate operation with temperature compensation and dynamic battery testing to detect for low voltage or missing battery
- Battery voltage, charger voltage and current, and charger status are all communicated to the control panel and available for display
- Earth fault detection and depleted battery cutout are selectable

Listings:

- UL listed to Standard 864
- ULC listed to Standard S527

Description


Simplex 4100ES, 4100U, and 4010ES fire alarm control panels accept batteries mounted within their enclosures. For system applications requiring battery backup greater than the maximum Ah capacity of the control panel enclosure, these battery cabinets with battery charger can accommodate up to 110 Ah batteries.

Monitoring and control of the remote charger is performed at the control panel allowing status conditions to be known and displayed as required.

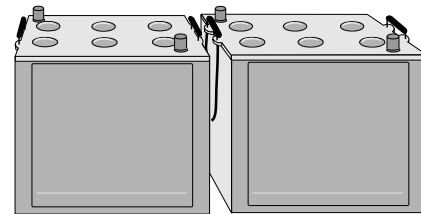
Low Battery Cutout. For ULC listed systems, the low battery cutout feature disconnects the batteries when they reach low voltage cutoff.

Additional Reference

Description	Document
Installation Instructions	579-268
General Reference Battery Data Sheet	S2081-0006
Battery Cabinet without charger for up to 110 Ah Batteries	S2081-0012



4081-9306/9308, 4100ES/4100U/4010ES Compatible Battery Cabinet with Charger



2081-9279 Batteries, 2 Required for 24 V System (exact appearance may vary)

Model Selection

External Battery Cabinet with Charger

Model	Voltage	Description
4081-9306	120 VAC Input	4100ES/4100U/4010ES Compatible Remote Battery Cabinet with Charger for up to 110 Ah batteries
4081-9308	220/230/240 VAC input, multi-tapped	

Accessories

Model	Description
4100-9837	Green LED Power-on Indicator Kit, required for ULC listing , mounts above access panel using knockout provided

Battery Reference (ordered separately)

Model	Description	Voltage per Battery	Quantity
2081-9279	110 Ah Sealed Lead-Acid Battery	12 VDC	2 Required

* This product has been approved by the California State Fire Marshal (CSFM) pursuant to Section 13144.1 of the California Health and Safety Code. See CSFM Listing 7165-0026:251 for allowable values and/or conditions concerning material presented in this document. It is subject to re-examination, revision, and possible cancellation. UL and ULC fire alarm system requirements are satisfied when 2081-9279 batteries are used with these remote battery cabinets and chargers. 2081-9279 batteries are equipped with flame arrester vent caps in accordance with UL Standard 924 requirements. Additional listings may be applicable; contact your local Simplex product supplier for the latest status. Listings and approvals under Simplex Time Recorder Co. are the property of SimplexGrinnell LP, Westminster.

Cabinet and Charger Specifications

General Specifications

Charger Type	Dual rate, temperature compensated, for batteries 55 Ah to 110 Ah; recharges depleted batteries within 48 hours per UL Standard 864 and to 70% capacity in 12 hours per ULC Standard S527
Battery Type and Capacity	Sealed lead-acid, batteries ordered separately
Battery Output Voltage	24 VDC nominal
Charger Standby Current Requirement	50 mA
Battery Output Protection	80 A fast acting fuse, charger is reverse polarity protected

Input Power Requirements

120 VAC Input Models	Voltage	102 to 132 VAC, 60 Hz
	Current	4 A maximum
220/230/240 VAC Input Models	Voltage	187 to 264 VAC, 50/60 Hz, (separate taps for 220/230/240 VAC)
	Current	2 A maximum

Environmental and Mechanical

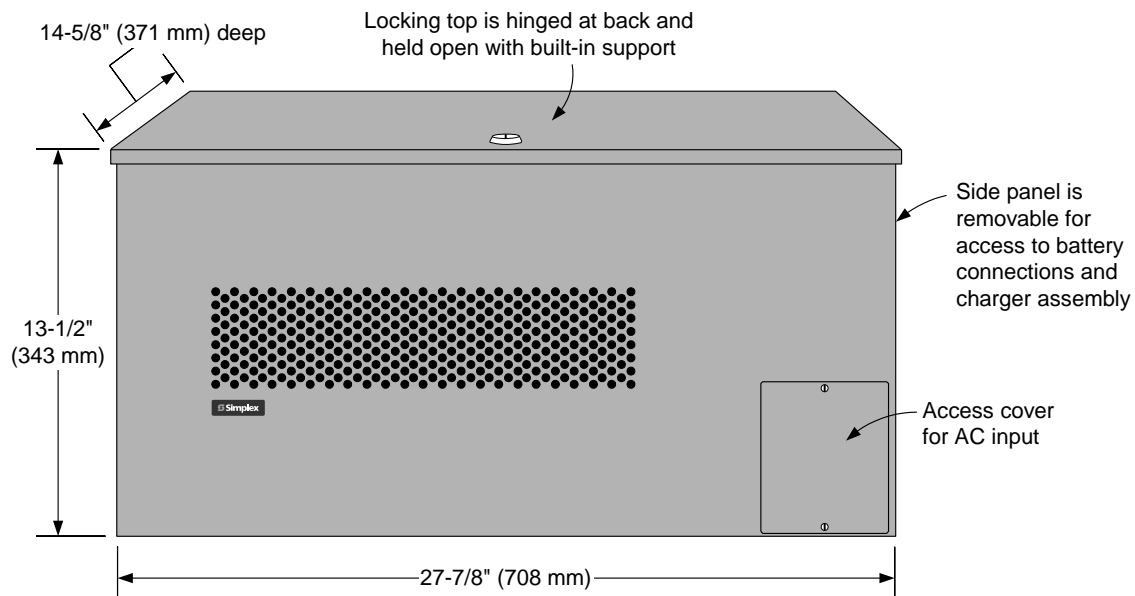
Temperature Range	32°F to 122°F (0° C to 50° C)	
Humidity Range	Up to 93% RH, non-condensing @ 100.4° F (38° C) maximum	
Wiring Connections	AC Input	Terminal block for 14 to 12 AWG
	Battery Output	Terminal block for 14 to 6 AWG wire, 5 terminals each for (+) and (-)
Distance from Control Panel	20 ft (6 m) maximum, in conduit	
Included Hardware and Cables	Terminals and cables to connect to 2081-9279, 110 Ah batteries; communications harness, 20 ft long (6 m); Battery connection harness to power distribution module (PDM)	

Metric wire equivalents: 14 AWG = 2.08 mm²; 12 AWG = 3.31 mm; 6 AWG = 13.3 mm²

2081-9279 Battery Specifications

Capacity	110 Ah (rating at 20 hour discharge rate)
Discharge Voltage	12 V per battery, 2 required for 24 V system
Connections	High current terminal posts
Size (per battery)	11-3/16" W x 9" H x 10-1/2" D (284 mm x 230 mm x 267 mm)
Weight (per battery)	82 lbs (37 kg)

Cabinet Dimension Reference



Tyco is a registered trademark of Tyco International Services GmbH and is used under license. Simplex, and the Simplex logo are trademarks of Tyco International Ltd. and its affiliates and are used under license.



SimplexGrinnell LP Westminster • Westminster, MA • 01441-0001 • USA

S4081-0002-5

www.simplexgrinnell.com

© 2011 Tyco. All rights reserved. All specifications and other information shown were current as of document revision date and are subject to change without notice.