

Features

Allows normal building video message displays to be controlled by a Simplex® 4100ES fire alarm control panel:

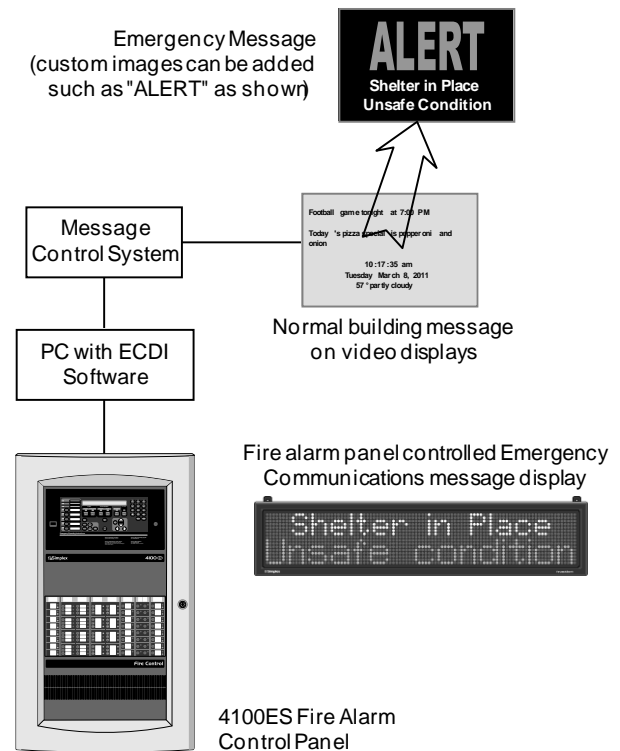
- When an emergency condition is reported to the 4100ES fire alarm control panel, normal building video communications messages are switched to provide emergency communications
- ECDI Software resides in a customer supplied computer and monitors the computer port protocol output from the 4100ES Fire Alarm Control Panel
- Upon receipt of an emergency condition, the information provided to the ECDI computer allows it to abort normal building messages and switch to the desired emergency message
- Standard messages are listed on page 4; custom messages and added graphics can be easily prepared
- Operation is available for either RSS (Really Simple Syndication) compatible systems, or for VGA (Video Graphics Array) display, wired communications; both may also be used depending on the connected equipment
- ECDI Software is compatible with Microsoft® Windows® XP, Vista®, or Windows 7 operating systems; computers require two available serial ports
- Refer to diagrams on pages 2 and 3 for additional information

RSS message control:

- For building display systems capable of monitoring RSS feeds, the ECDI computer will update the RSS feed with the appropriate predetermined message when an emergency occurs
- RSS feed can be hard wired, or via LAN/WAN connections (see detailed illustration on page 2)
- RSS feed applications can coexist with the TrueSite™ workstation application on the TrueSite workstation PC provided there is an available RS-232 port to connect to the 4100ES computer port
- RSS feed reception requires an internet browser with functionality equal to Internet Explorer 7 or above
- RSS building display systems may also be compatible with power over Ethernet (POE) message display products

VGA message control:

- Normal messages connect directly to the building displays with their communications path routed through a dual input, single output VGA Switch (see page 3 for details)
- When an emergency is detected at the 4100ES control panel, the ECDI Software switches the VGA Switch output to the pre-determined emergency message path



Control Building Communications Video Displays to Deliver Custom Emergency Communications Messages

Description

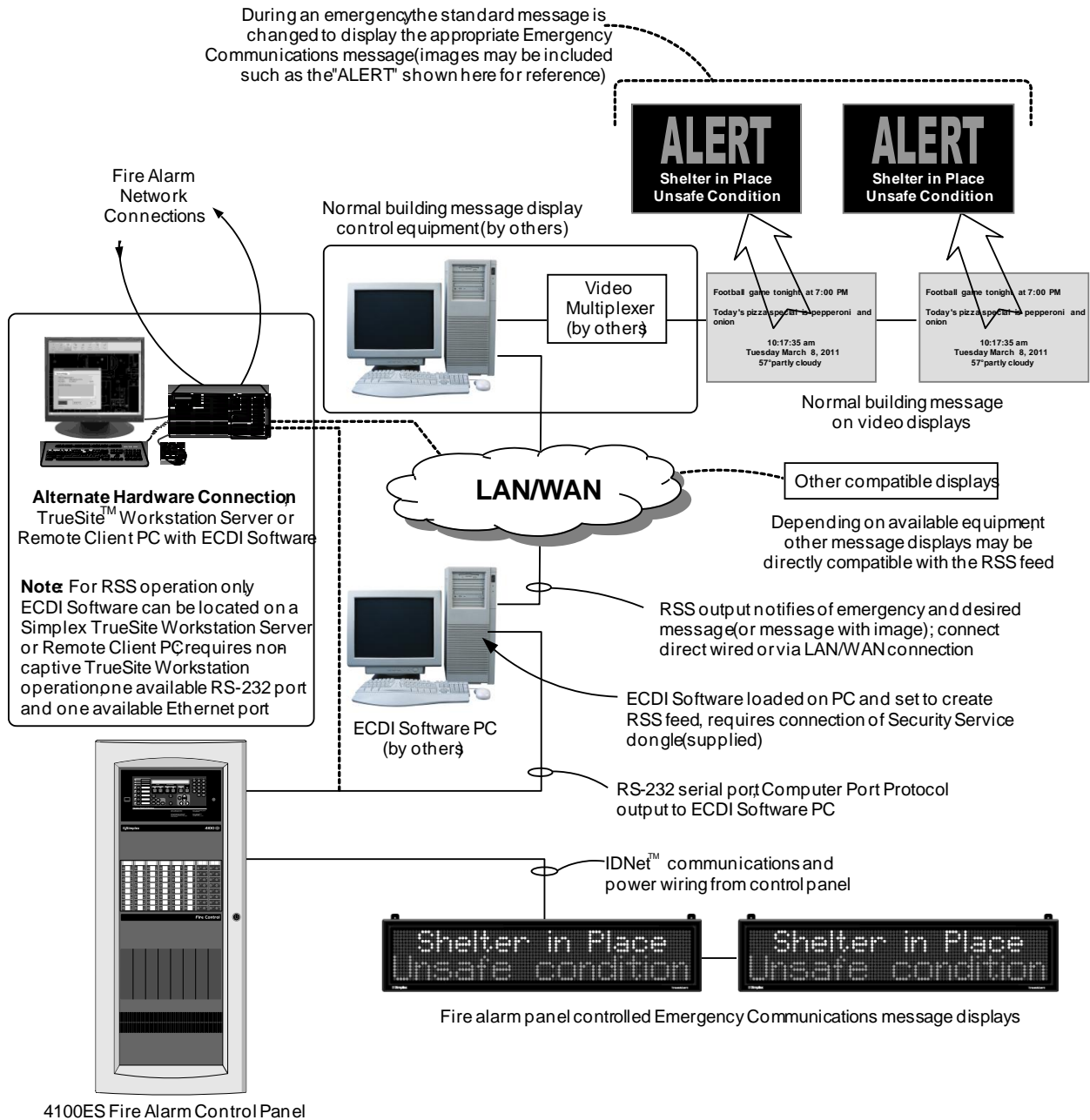
Fire Alarm Systems. Fire alarm systems normally communicate information to their connected fire alarm notification appliances to advise building occupants of emergency conditions and of the directed response. However, many buildings also have non-emergency, non-fire alarm display equipment in place to advise of normal conditions such as daily events, weather, announcing special visitors, or maybe just the daily menu.

Using the Fire Alarm System to Control other Systems. ECDI Software allows the information displays used for normal building communications to distribute emergency information under the control of a 4100ES fire alarm control panel. The software resides on a monitoring computer and controls the building information equipment by either sending RSS communications, or by providing VGA switch control, or for compatible systems, both may be supplied.

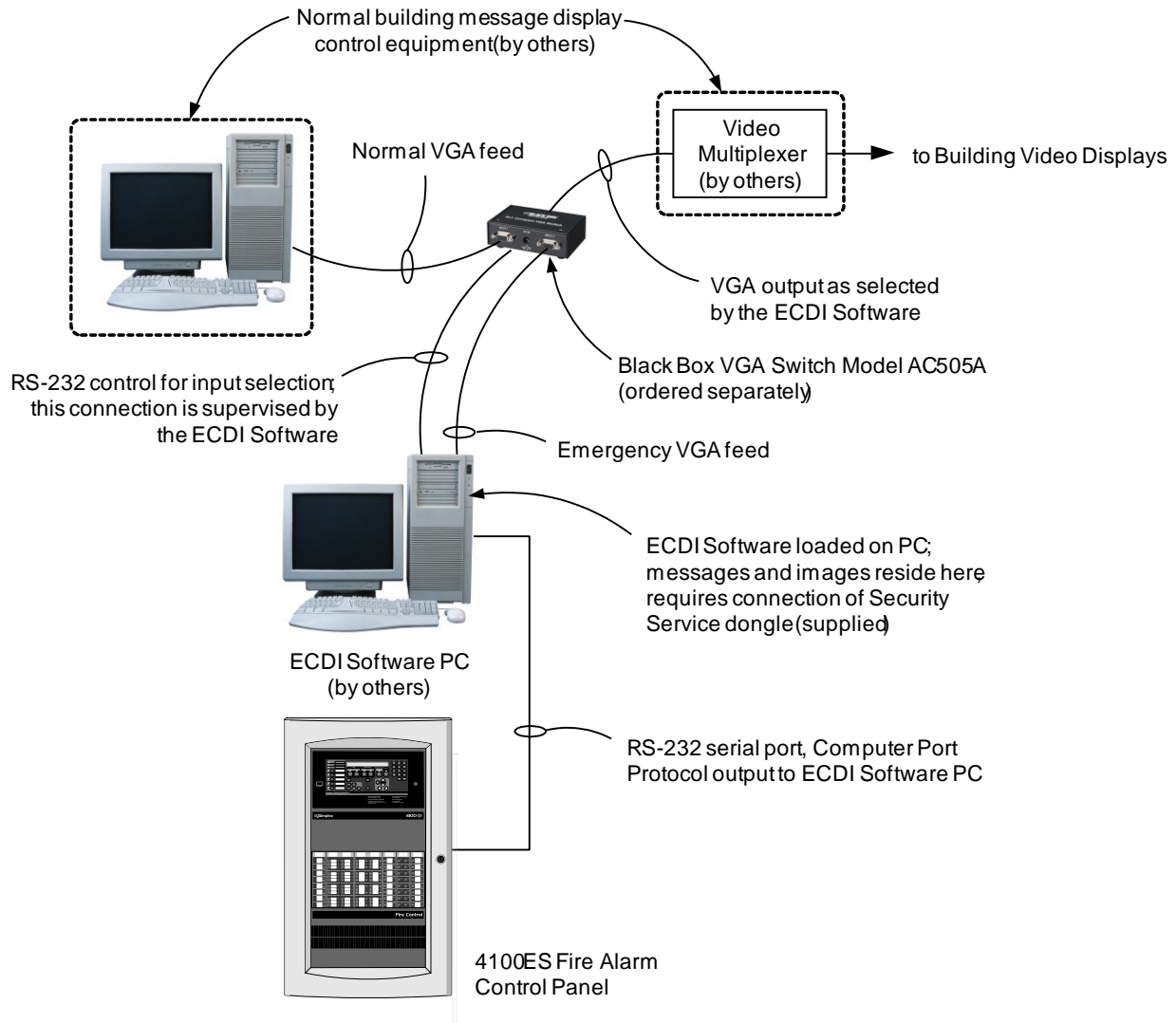
Applications Note. ECDI Software provides a variety of system connection options. Contact your local Simplex product representative to have your specific building requirements reviewed by our Solutions team.

– This product was not agency listed as of document revision date.

ECDI Software RSS Feed Connection Reference



ECDI Software Video Switch Connection Reference



Black Box VGA Switch Reference

Manufacturer	Black Box® Network Services
Model Number	AC505A
For additional information	www.blackbox.com

Specification Summary

Size	1-1/4" H x 4-1/4" W x 2-1/2" D (32 mm x 108 mm x 64 mm)	
Power Requirements	120 VAC, 60 Hz to power converter (supplied)	
	Converter output is 6 VDC, 300 mA (center positive) to VGA switch	
Resolution	1600 x 1200 maximum	
Video Level	0 to 0.7 V p-p	
Video Bandwidth	250 MHz	
Video and Control Connections	Video input: (2) HD15F	Video cable is by others per system distance requirements
	Video output: (1) HD15F	
	Serial input: (1) 3.5 mm F (RS-232), cable included	
Distance	150" (45.7 m) maximum at XGA resolution	

ECDI Software Pre-Programmed Messages

Message Number	Refresh Rate	Message Title	Displayed Message (top line is yellow, bottom is scrolling red except as noted)	
1	20 sec	Bomb Threat	Top Line, Fixed	Bomb Threat
			Bottom Line, Continuous Scroll	An emergency has been reported in the building. Please proceed to the nearest exit and vacate the building.
2	15 sec	Hostile Intruder	Top Line, Fixed	Hostile Intruder
			Bottom Line, Continuous Scroll	An emergency has been reported in the building. Please secure your area and wait for further instructions.
3	20 sec	Shelter in Place	Top Line, Fixed	Shelter In Place
			Bottom Line, Continuous Scroll	An emergency condition has been reported. Secure your windows and doors and remain in the building. Unsafe conditions may exist outside. You will be notified when further information is available
4	15 sec	Alternate Exit	Top Line, Fixed	Evacuate-Alt
			Bottom Line, Continuous Scroll	An emergency condition has been discovered in the building. Proceed to your alternate exit and vacate the building.
5	15 sec	Severe Weather Alert	Top Line, Fixed	Weather Alert
			Bottom Line, Continuous Scroll	A severe weather warning has been issued. Proceed to the designated shelter area and wait for further instructions.
6	15 sec	All Clear	Top Line, Fixed	All Clear
			Bottom Line, Continuous Scroll	(scrolling green) Attention please, the emergency condition has been cleared. You may return to your normal activities
7	20 sec	Evacuate	Top Line, Fixed	Evacuate
			Bottom Line, Continuous Scroll	A fire has been reported in the building. Proceed to the nearest exit and vacate the building. Report to your designated assembly place outside the building
8	20 sec	Alert	Top Line, Fixed	Alert
			Bottom Line, Continuous Scroll	An emergency condition has been detected in another part of the building. Please remain in your area. You will be notified if further action is required.
9	10 sec	Live Voice	Top Line, Fixed	Live Voice
			Bottom Line, Continuous Scroll	A live voice announcement is currently being broadcast

Tyco is a registered trademark of Tyco International Services GmbH and is used under license. Simplex the Simplex logo, IDNet, and TrueSite are trademarks of Tyco International Ltd. and its affiliates and are used under license. Microsoft, Windows, and Vista are trademarks of Microsoft Corporation in the United States and/or other countries. Black Box is a trademark of Black Box Corporation.



Tyco Safety Products Westminster • Westminster, MA • 01441-0001 • USA

S4190-0019 -1

www.tycosafetyproducts-usa-wm.com

© 2011 Tyco Safety Products Westminster. All rights reserved. All specifications and other information shown were current as of document revision date and are subject to change without notice.